

Survey Response Counts

Section: Purpose and Direction

Question / Institution			Strongly Agree	Agree	Neutral	Disagree	Strongly Disagree	Not Applicable	Total	
			%	%	%	%	%	%	%	
1. Our school's purpose statement is clearly focused on student success.	Belleair Elementary	Average Score	36.96%	46.38%	14.49%	0.72%	0.72%	0.72%	100%	
		4.16	36.96%	46.38%	14.49%	0.72%	0.72%	0.72%	100%	
	Total			36.96%	46.38%	14.49%	0.72%	0.72%	0.72%	100%
2. Our school's purpose statement is formally reviewed and revised with involvement from parents.	Belleair Elementary	Average Score	30.43%	47.1%	17.39%	2.17%	0.72%	2.17%	100%	
		3.98	30.43%	47.1%	17.39%	2.17%	0.72%	2.17%	100%	
	Total			30.43%	47.1%	17.39%	2.17%	0.72%	2.17%	100%
3. Our school has established goals and a plan for improving student learning.	Belleair Elementary	Average Score	38.41%	46.38%	13.04%	0.72%	0.72%	0.72%	100%	
		4.19	38.41%	46.38%	13.04%	0.72%	0.72%	0.72%	100%	
	Total			38.41%	46.38%	13.04%	0.72%	0.72%	0.72%	100%
Total				35.27%	46.62%	14.98%	1.21%	0.72%	1.21%	100%

Section: Governance and Leadership

Question / Institution			Strongly Agree	Agree	Neutral	Disagree	Strongly Disagree	Not Applicable	Total
			%	%	%	%	%	%	%
4. Our school's governing body operates responsibly and functions effectively.	Belleair Elementary	Average Score	33.09%	43.38%	19.12%	2.94%	0.74%	0.74%	100%
		4.03	33.09%	43.38%	19.12%	2.94%	0.74%	0.74%	100%
	Total			33.09%	43.38%	19.12%	2.94%	0.74%	0.74%
5. Our school's governing body does not interfere with the operation or leadership of our school.	Belleair Elementary	Average Score	27.94%	41.18%	27.21%	1.47%	0%	2.21%	100%
		3.89	27.94%	41.18%	27.21%	1.47%	0%	2.21%	100%
	Total			27.94%	41.18%	27.21%	1.47%	0%	2.21%

Question / Institution			Strongly Agree	Agree	Neutral	Disagree	Strongly Disagree	Not Applicable	Total
			%	%	%	%	%	%	%
6. Our school has high expectations for students in all classes.	Belleair Elementary	Average Score	40.44%	42.65%	15.44%	0.74%	0%	0.74%	100%
		4.21	40.44%	42.65%	15.44%	0.74%	0%	0.74%	100%
	Total			40.44%	42.65%	15.44%	0.74%	0%	0.74%
7. Our school shares responsibility for student learning with its stakeholders.	Belleair Elementary	Average Score	36.76%	40.44%	19.12%	0.74%	0%	2.94%	100%
		4.04	36.76%	40.44%	19.12%	0.74%	0%	2.94%	100%
	Total			36.76%	40.44%	19.12%	0.74%	0%	2.94%
8. Our school communicates effectively about the school's goals and activities.	Belleair Elementary	Average Score	38.97%	43.38%	16.18%	0.74%	0%	0.74%	100%
		4.18	38.97%	43.38%	16.18%	0.74%	0%	0.74%	100%
	Total			38.97%	43.38%	16.18%	0.74%	0%	0.74%
9. Our school provides opportunities for stakeholders to be involved in the school.	Belleair Elementary	Average Score	36.76%	44.12%	17.65%	0.74%	0%	0.74%	100%
		4.15	36.76%	44.12%	17.65%	0.74%	0%	0.74%	100%
	Total			36.76%	44.12%	17.65%	0.74%	0%	0.74%
Total			35.66%	42.52%	19.12%	1.23%	0.12%	1.35%	100%

Section: Teaching and Assessing for Learning

Question / Institution			Strongly Agree	Agree	Neutral	Disagree	Strongly Disagree	Not Applicable	Total
			%	%	%	%	%	%	%
10. All of my child's teachers provide an equitable curriculum that meets his/her learning needs.	Belleair Elementary	Average Score	40.6%	39.1%	18.05%	2.26%	0%	0%	100%
		4.18	40.6%	39.1%	18.05%	2.26%	0%	0%	100%
	Total			40.6%	39.1%	18.05%	2.26%	0%	0%
11. All of my child's teachers give work that challenges my child.	Belleair Elementary	Average Score	33.83%	45.11%	18.8%	2.26%	0%	0%	100%
		4.11	33.83%	45.11%	18.8%	2.26%	0%	0%	100%
	Total			33.83%	45.11%	18.8%	2.26%	0%	0%
12. All of my child's teachers use a variety of teaching strategies and learning activities.	Belleair Elementary	Average Score	37.59%	45.11%	14.29%	2.26%	0.75%	0%	100%
		4.17	37.59%	45.11%	14.29%	2.26%	0.75%	0%	100%
	Total			37.59%	45.11%	14.29%	2.26%	0.75%	0%

Question / Institution			Strongly Agree	Agree	Neutral	Disagree	Strongly Disagree	Not Applicable	Total
			%	%	%	%	%	%	%
13. All of my child's teachers meet his/her learning needs by individualizing instruction.	Belleair Elementary	Average Score	36.09%	45.11%	14.29%	4.51%	0%	0%	100%
		4.13	36.09%	45.11%	14.29%	4.51%	0%	0%	100%
	Total			36.09%	45.11%	14.29%	4.51%	0%	0%
14. All of my child's teachers work as a team to help my child learn.	Belleair Elementary	Average Score	41.35%	39.85%	15.79%	0.75%	1.5%	0.75%	100%
		4.17	41.35%	39.85%	15.79%	0.75%	1.5%	0.75%	100%
	Total			41.35%	39.85%	15.79%	0.75%	1.5%	0.75%
15. All of my child's teachers help me to understand my child's progress.	Belleair Elementary	Average Score	36.09%	43.61%	18.8%	0.75%	0.75%	0%	100%
		4.14	36.09%	43.61%	18.8%	0.75%	0.75%	0%	100%
	Total			36.09%	43.61%	18.8%	0.75%	0.75%	0%
16. All of my child's teachers keep me informed regularly of how my child is being graded.	Belleair Elementary	Average Score	36.09%	41.35%	20.3%	0.75%	1.5%	0%	100%
		4.1	36.09%	41.35%	20.3%	0.75%	1.5%	0%	100%
	Total			36.09%	41.35%	20.3%	0.75%	1.5%	0%
17. All of my child's teachers report on my child's progress in easy to understand language.	Belleair Elementary	Average Score	42.11%	41.35%	15.04%	0.75%	0.75%	0%	100%
		4.23	42.11%	41.35%	15.04%	0.75%	0.75%	0%	100%
	Total			42.11%	41.35%	15.04%	0.75%	0.75%	0%
18. My child sees a relationship between what is being taught and his/her everyday life.	Belleair Elementary	Average Score	33.08%	46.62%	16.54%	2.26%	0.75%	0.75%	100%
		4.07	33.08%	46.62%	16.54%	2.26%	0.75%	0.75%	100%
	Total			33.08%	46.62%	16.54%	2.26%	0.75%	0.75%
19. My child knows the expectations for learning in all classes.	Belleair Elementary	Average Score	34.59%	44.36%	18.8%	1.5%	0.75%	0%	100%
		4.11	34.59%	44.36%	18.8%	1.5%	0.75%	0%	100%
	Total			34.59%	44.36%	18.8%	1.5%	0.75%	0%
20. My child has at least one adult advocate in the school.	Belleair Elementary	Average Score	39.85%	38.35%	19.55%	1.5%	0.75%	0%	100%
		4.15	39.85%	38.35%	19.55%	1.5%	0.75%	0%	100%
	Total			39.85%	38.35%	19.55%	1.5%	0.75%	0%
21. My child is given multiple assessments to measure his/her understanding of what was taught.	Belleair Elementary	Average Score	39.1%	43.61%	16.54%	0%	0.75%	0%	100%
		4.2	39.1%	43.61%	16.54%	0%	0.75%	0%	100%
	Total			39.1%	43.61%	16.54%	0%	0.75%	0%

Question / Institution			Strongly Agree	Agree	Neutral	Disagree	Strongly Disagree	Not Applicable	Total
			%	%	%	%	%	%	%
22. My child has up-to-date computers and other technology to learn.	Belleair Elementary	Average Score	47.37%	36.84%	12.78%	1.5%	1.5%	0%	100%
		4.27	47.37%	36.84%	12.78%	1.5%	1.5%	0%	100%
	Total			47.37%	36.84%	12.78%	1.5%	1.5%	0%
23. My child has access to support services based on his/her identified needs.	Belleair Elementary	Average Score	35.34%	42.86%	20.3%	0.75%	0.75%	0%	100%
		4.11	35.34%	42.86%	20.3%	0.75%	0.75%	0%	100%
	Total			35.34%	42.86%	20.3%	0.75%	0.75%	0%
Total			38.08%	42.37%	17.13%	1.56%	0.75%	0.11%	100%

Section: Resources and Support Systems

Question / Institution			Strongly Agree	Agree	Neutral	Disagree	Strongly Disagree	Not Applicable	Total
			%	%	%	%	%	%	%
24. Our school provides qualified staff members to support student learning.	Belleair Elementary	Average Score	36.15%	45.38%	16.15%	0.77%	1.54%	0%	100%
		4.14	36.15%	45.38%	16.15%	0.77%	1.54%	0%	100%
	Total			36.15%	45.38%	16.15%	0.77%	1.54%	0%
25. Our school provides an adequate supply of learning resources that are current and in good condition.	Belleair Elementary	Average Score	36.15%	44.62%	17.69%	0.77%	0.77%	0%	100%
		4.15	36.15%	44.62%	17.69%	0.77%	0.77%	0%	100%
	Total			36.15%	44.62%	17.69%	0.77%	0.77%	0%
26. Our school provides a safe learning environment.	Belleair Elementary	Average Score	42.31%	43.85%	11.54%	0.77%	1.54%	0%	100%
		4.25	42.31%	43.85%	11.54%	0.77%	1.54%	0%	100%
	Total			42.31%	43.85%	11.54%	0.77%	1.54%	0%
27. Our school provides students with access to a variety of information resources to support their learning.	Belleair Elementary	Average Score	39.23%	44.62%	13.85%	0.77%	1.54%	0%	100%
		4.19	39.23%	44.62%	13.85%	0.77%	1.54%	0%	100%
	Total			39.23%	44.62%	13.85%	0.77%	1.54%	0%

Question / Institution			Strongly Agree	Agree	Neutral	Disagree	Strongly Disagree	Not Applicable	Total
			%	%	%	%	%	%	%
28. Our school provides excellent support services (e.g., counseling, and/or career planning).	Belleair Elementary	Average Score	32.31%	41.54%	20.77%	3.08%	0.77%	1.54%	100%
		3.97	32.31%	41.54%	20.77%	3.08%	0.77%	1.54%	100%
	Total			32.31%	41.54%	20.77%	3.08%	0.77%	1.54%
29. Our school provides opportunities for students to participate in activities that interest them.	Belleair Elementary	Average Score	34.62%	46.92%	15.38%	1.54%	1.54%	0%	100%
		4.12	34.62%	46.92%	15.38%	1.54%	1.54%	0%	100%
	Total			34.62%	46.92%	15.38%	1.54%	1.54%	0%
30. Our school ensures that the facilities support student learning.	Belleair Elementary	Average Score	39.23%	47.69%	10.77%	0.77%	1.54%	0%	100%
		4.22	39.23%	47.69%	10.77%	0.77%	1.54%	0%	100%
	Total			39.23%	47.69%	10.77%	0.77%	1.54%	0%
31. Our school ensures the effective use of financial resources.	Belleair Elementary	Average Score	30.77%	46.92%	18.46%	1.54%	0.77%	1.54%	100%
		4.01	30.77%	46.92%	18.46%	1.54%	0.77%	1.54%	100%
	Total			30.77%	46.92%	18.46%	1.54%	0.77%	1.54%
32. Our school ensures that instructional time is protected and interruptions are minimized.	Belleair Elementary	Average Score	33.85%	46.15%	17.69%	0%	1.54%	0.77%	100%
		4.08	33.85%	46.15%	17.69%	0%	1.54%	0.77%	100%
	Total			33.85%	46.15%	17.69%	0%	1.54%	0.77%
Total			36.07%	45.3%	15.81%	1.11%	1.28%	0.43%	100%

Section: Using Results for Continuous Improvement

Question / Institution			Strongly Agree	Agree	Neutral	Disagree	Strongly Disagree	Total
			%	%	%	%	%	%
33. Our school ensures that all staff members monitor and report the achievement of school goals.	Belleair Elementary	Average Score	32.56%	43.41%	21.71%	1.55%	0.78%	100%
		4.05	32.56%	43.41%	21.71%	1.55%	0.78%	100%
	Total			32.56%	43.41%	21.71%	1.55%	0.78%

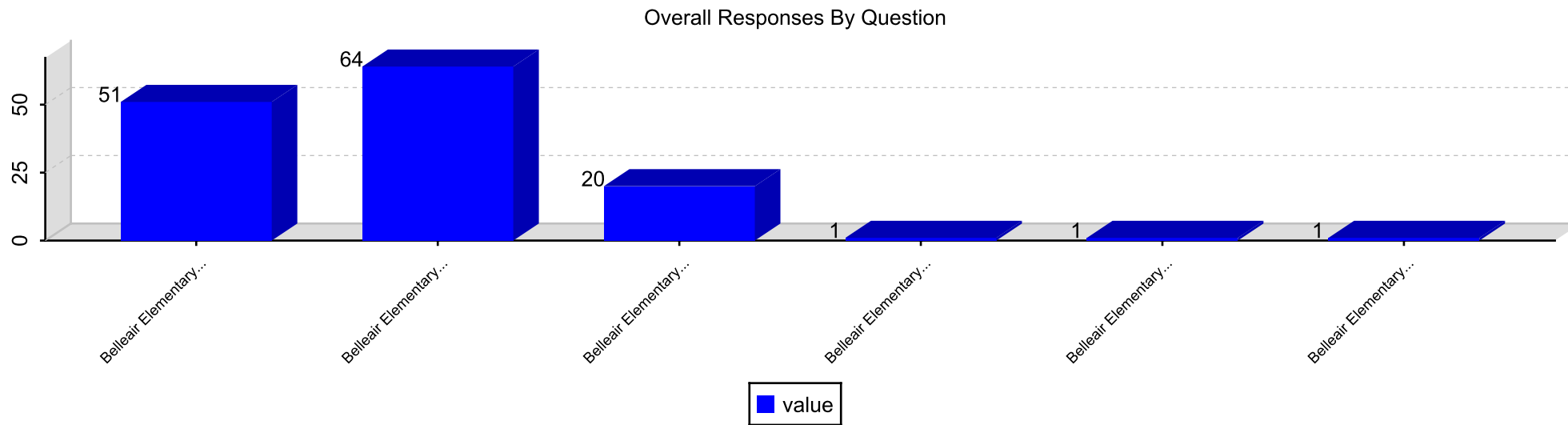
Question / Institution		Strongly Agree	Agree	Neutral	Disagree	Strongly Disagree	Total	
		%	%	%	%	%	%	
34. My child is prepared for success in the next school year.	Belleair Elementary	Average Score	32.56%	44.19%	20.16%	1.55%	1.55%	100%
		4.05	32.56%	44.19%	20.16%	1.55%	1.55%	100%
	Total	32.56%	44.19%	20.16%	1.55%	1.55%	100%	
35. My child has administrators and teachers that monitor and inform me of his/her learning progress.	Belleair Elementary	Average Score	33.33%	44.96%	20.93%	0%	0.78%	100%
		4.1	33.33%	44.96%	20.93%	0%	0.78%	100%
	Total	33.33%	44.96%	20.93%	0%	0.78%	100%	
Total		32.82%	44.19%	20.93%	1.03%	1.03%	100%	

Responses By Section and Question

Section: Purpose and Direction

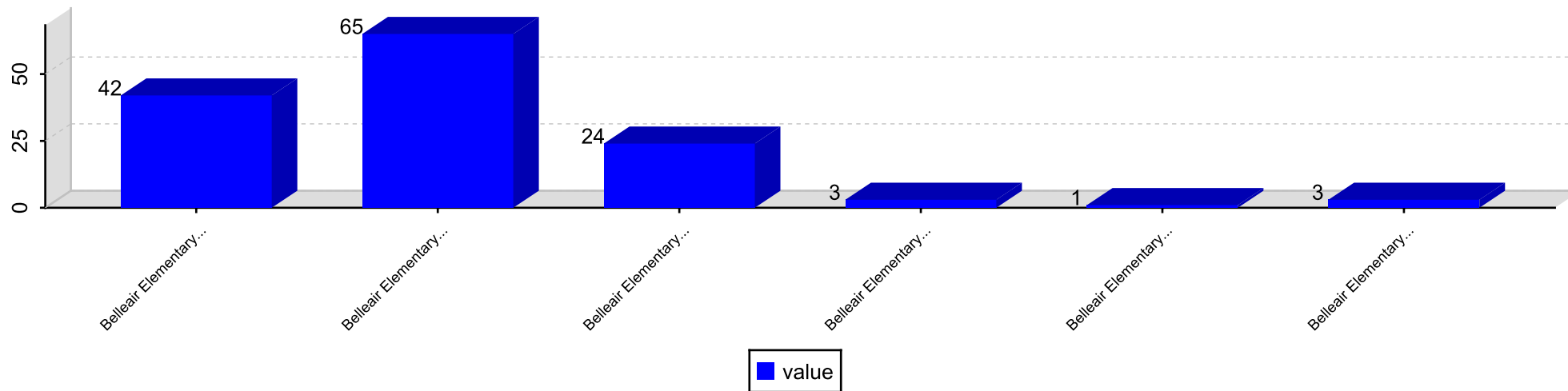
Responses By Question

Question 1. Our school's purpose statement is clearly focused on student success.



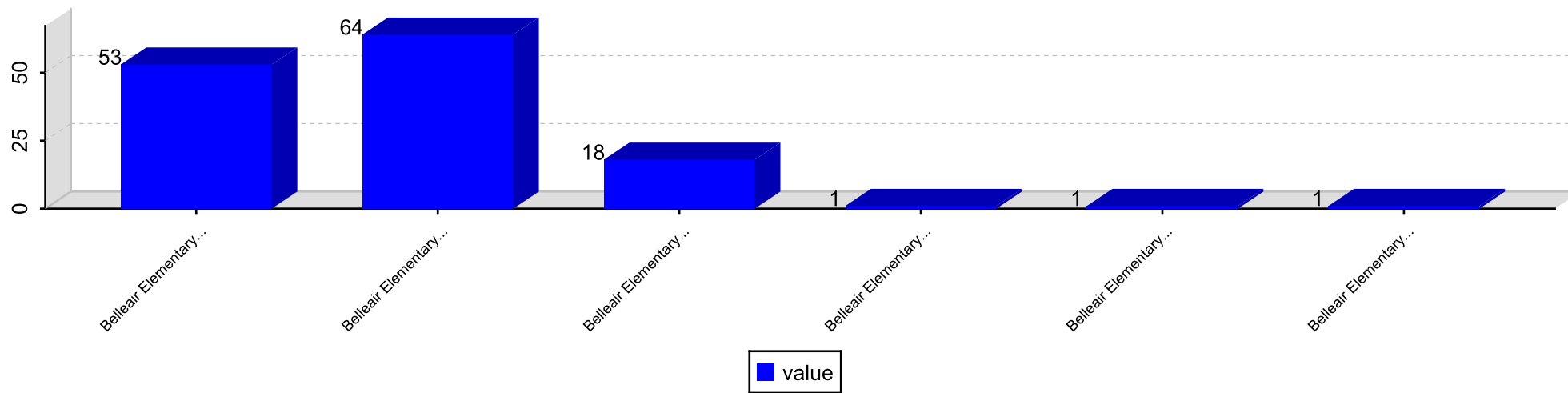
Question 2. Our school's purpose statement is formally reviewed and revised with involvement from parents.

Overall Responses By Question



Question 3. Our school has established goals and a plan for improving student learning.

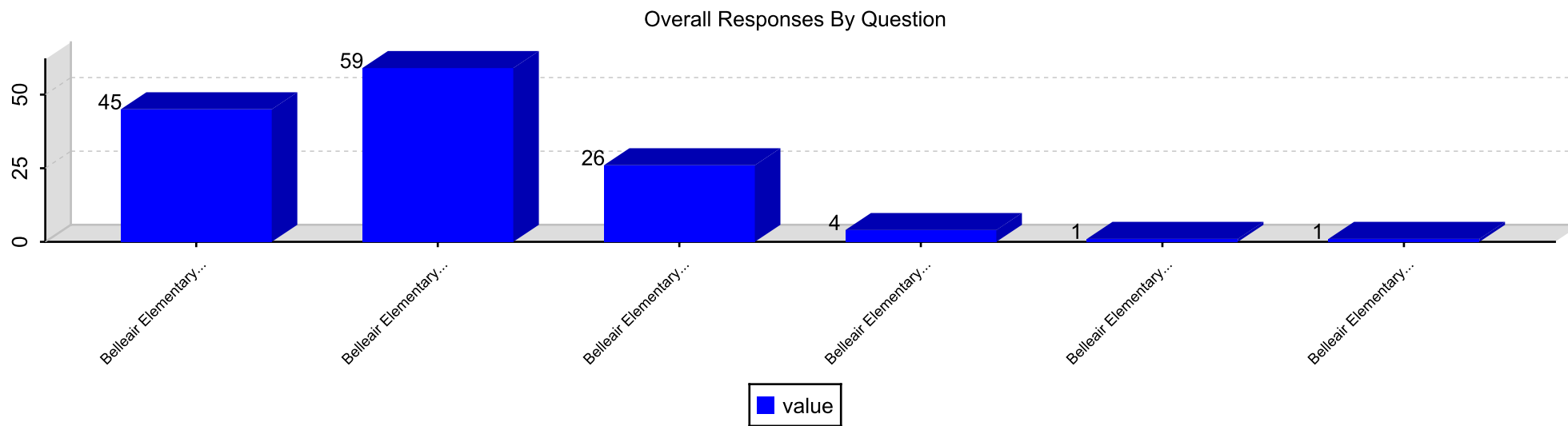
Overall Responses By Question



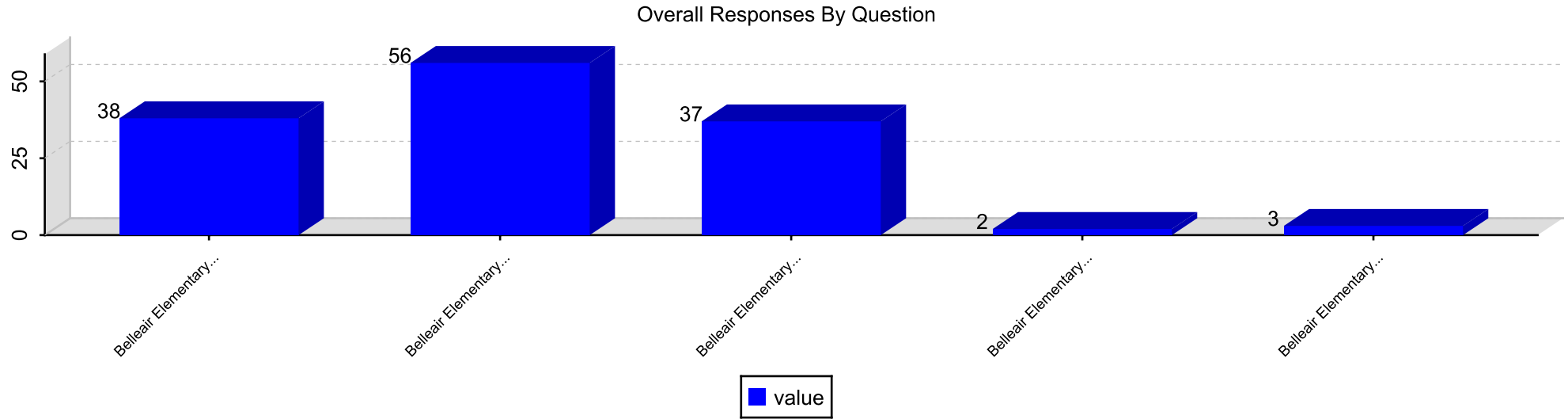
Section: Governance and Leadership

Responses By Question

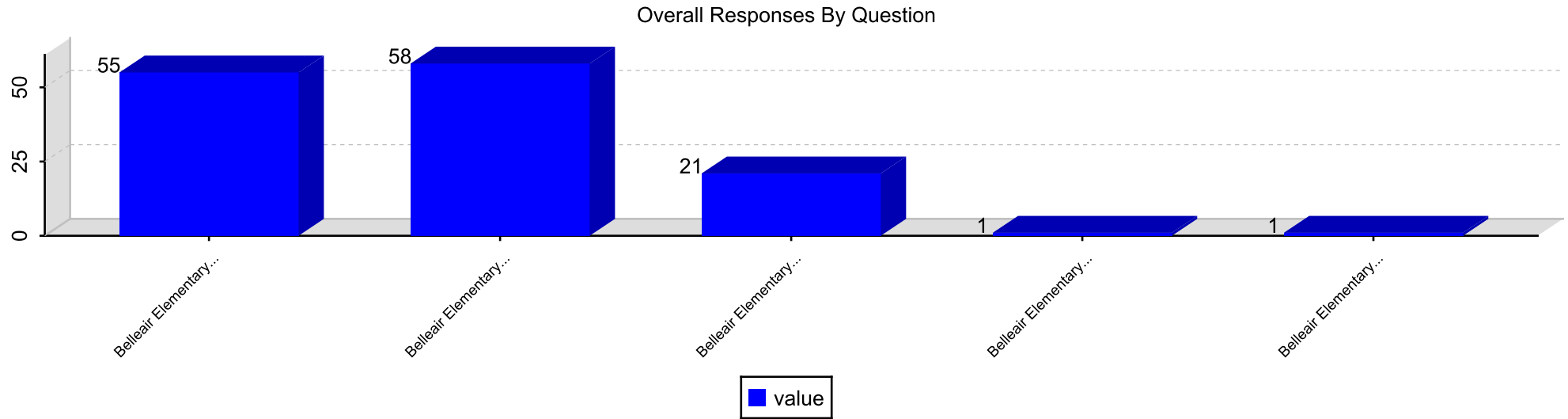
Question 4. Our school's governing body operates responsibly and functions effectively.



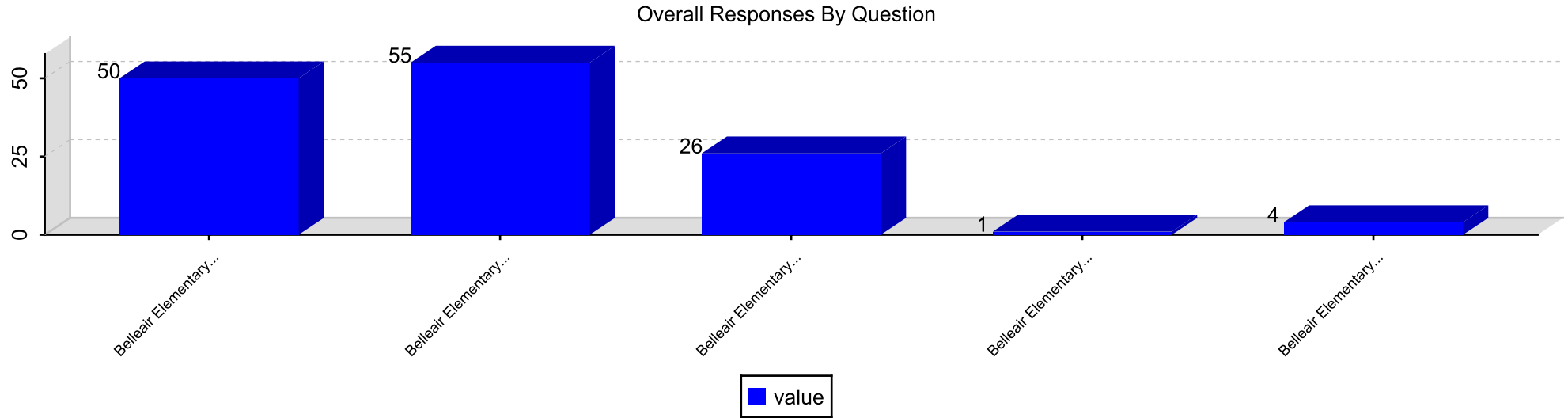
Question 5. Our school's governing body does not interfere with the operation or leadership of our school.



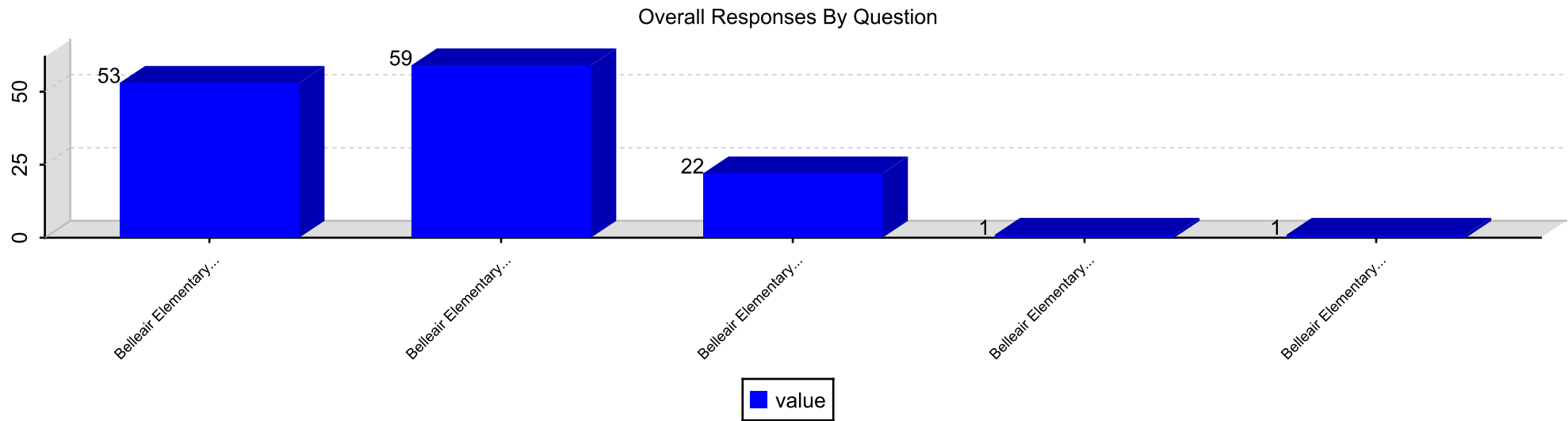
Question 6. Our school has high expectations for students in all classes.



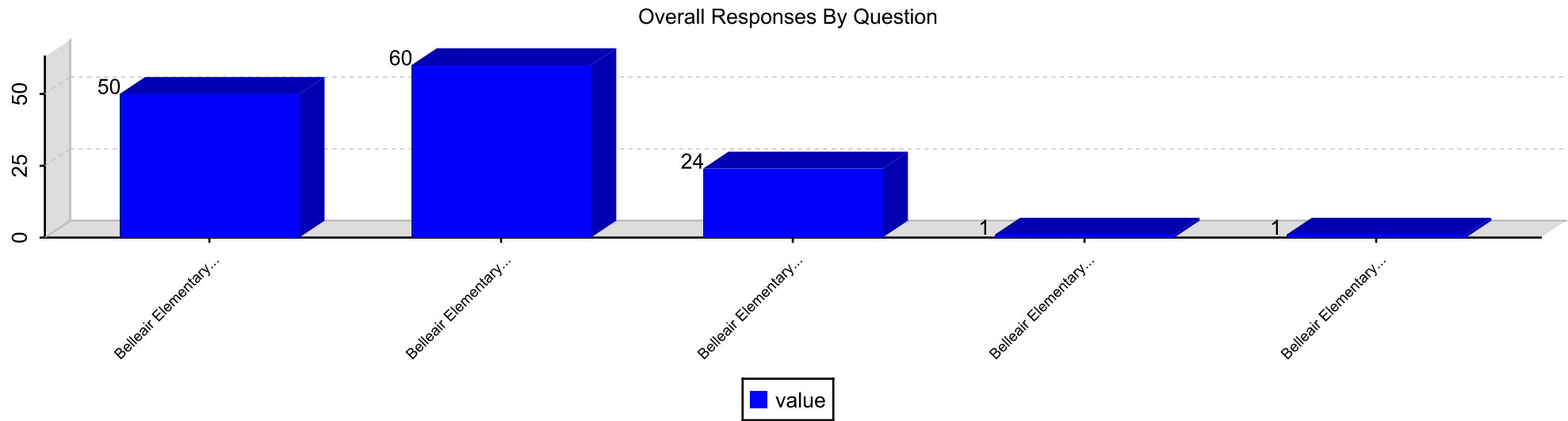
Question 7. Our school shares responsibility for student learning with its stakeholders.



Question 8. Our school communicates effectively about the school's goals and activities.



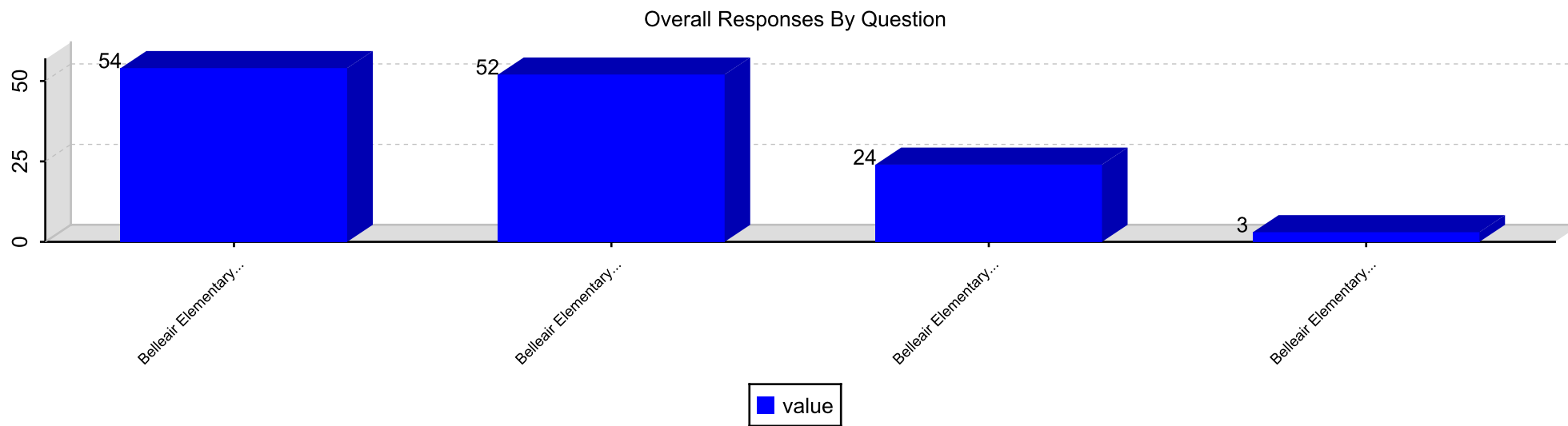
Question 9. Our school provides opportunities for stakeholders to be involved in the school.



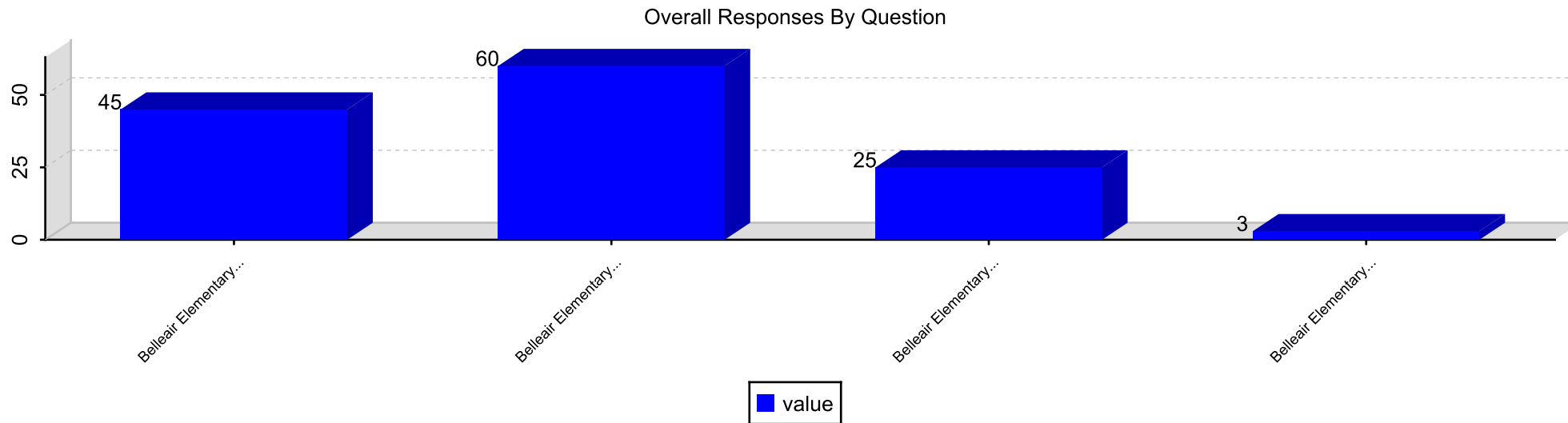
Section: Teaching and Assessing for Learning

Responses By Question

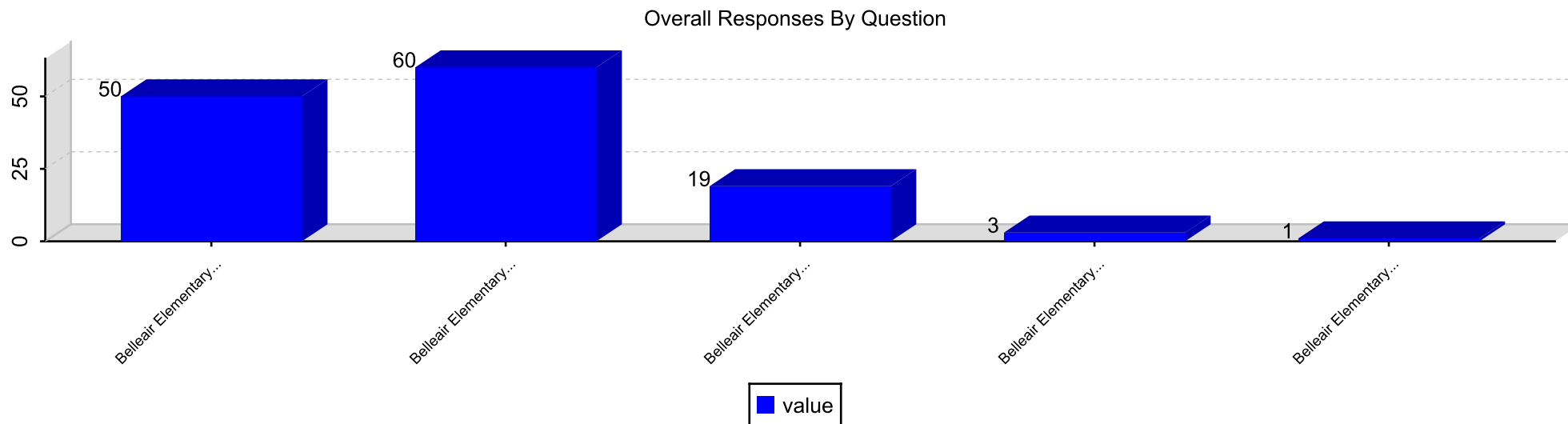
Question 10. All of my child's teachers provide an equitable curriculum that meets his/her learning needs.



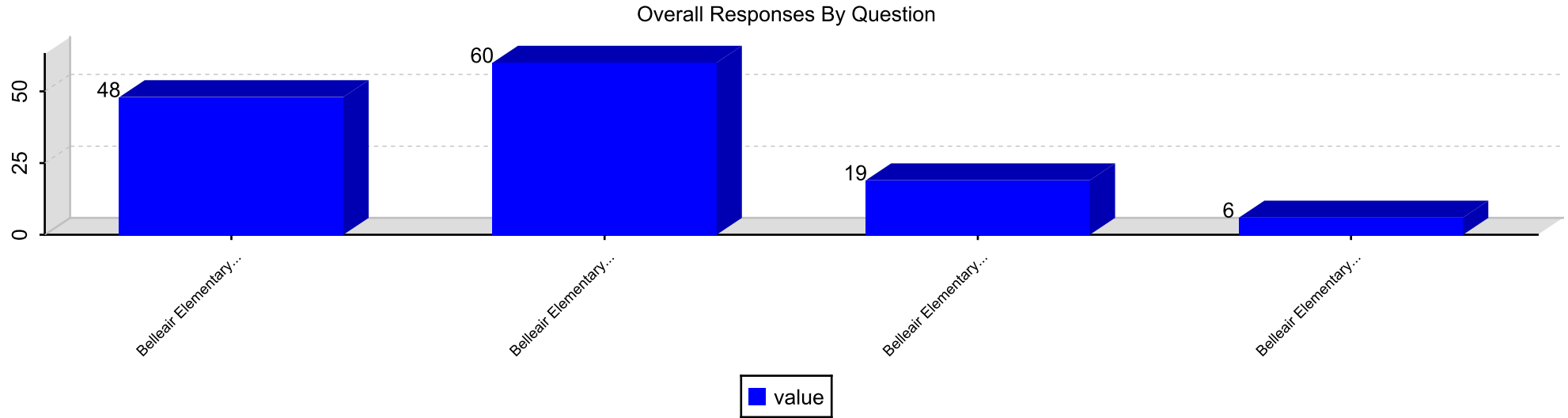
Question 11. All of my child's teachers give work that challenges my child.



Question 12. All of my child's teachers use a variety of teaching strategies and learning activities.

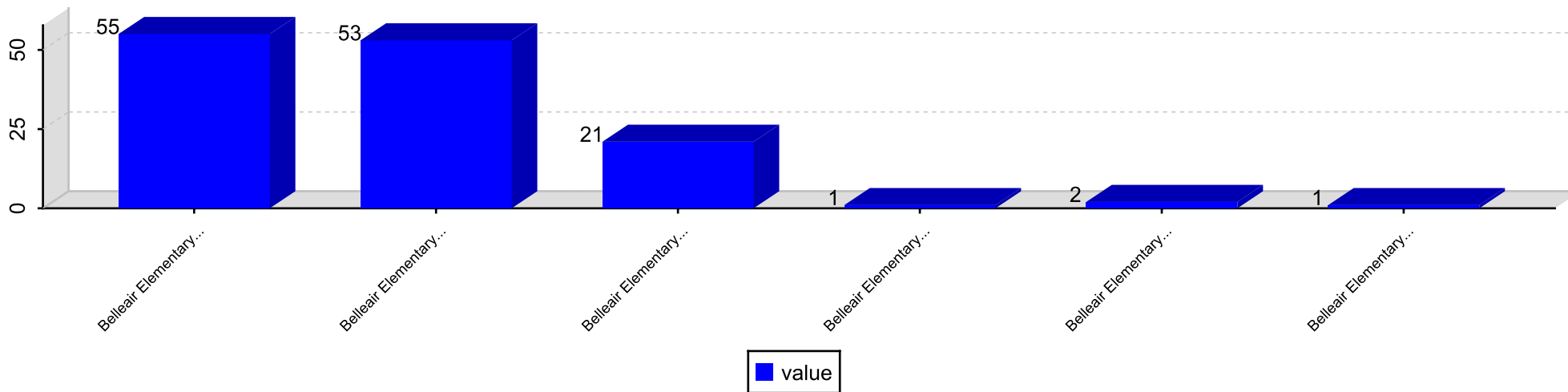


Question 13. All of my child's teachers meet his/her learning needs by individualizing instruction.



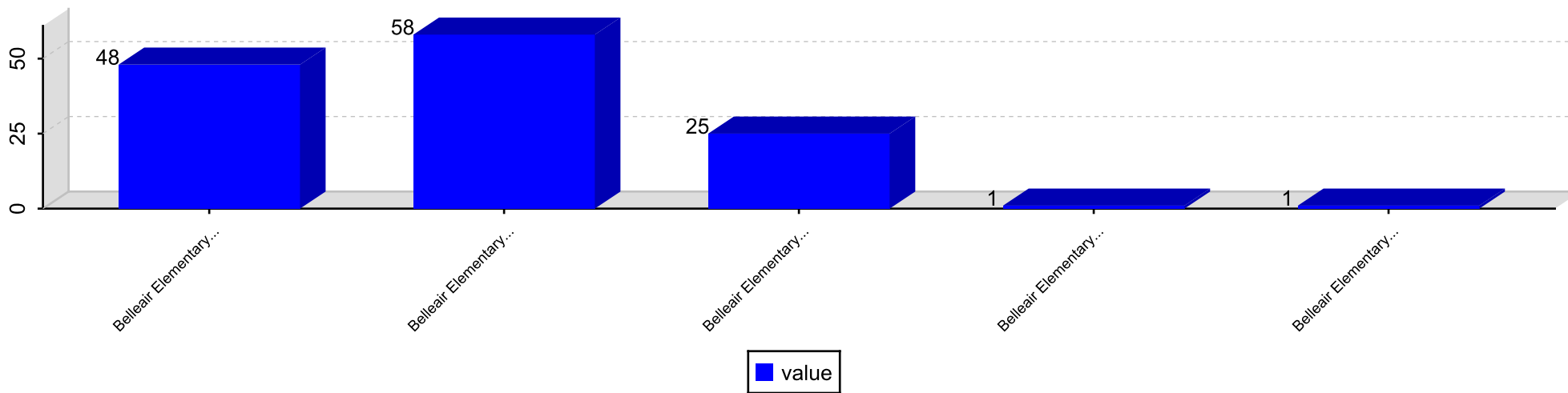
Question 14. All of my child's teachers work as a team to help my child learn.

Overall Responses By Question

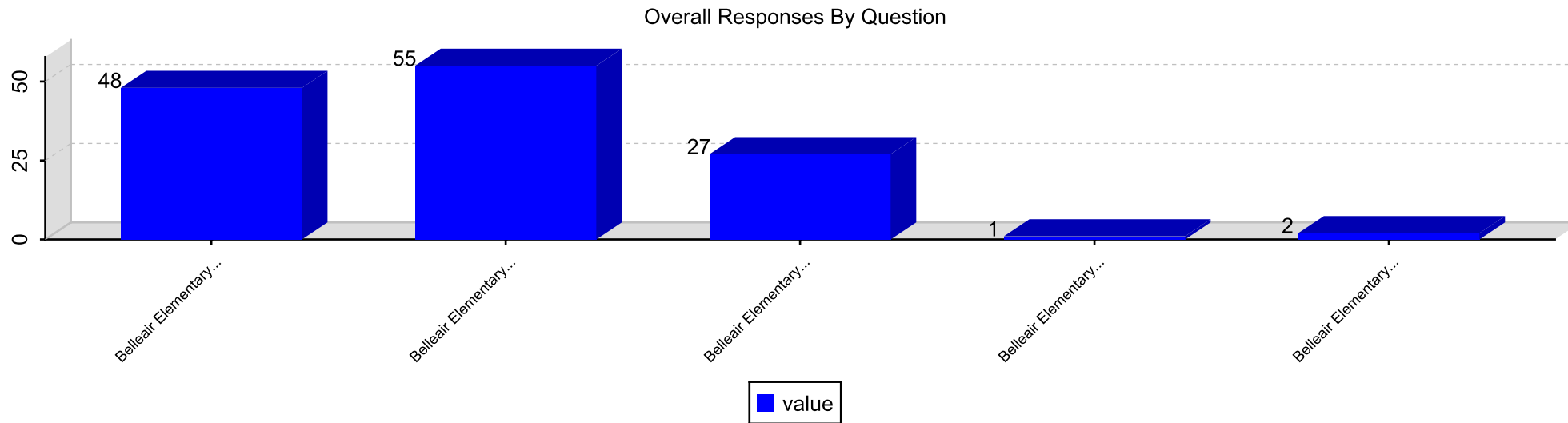


Question 15. All of my child's teachers help me to understand my child's progress.

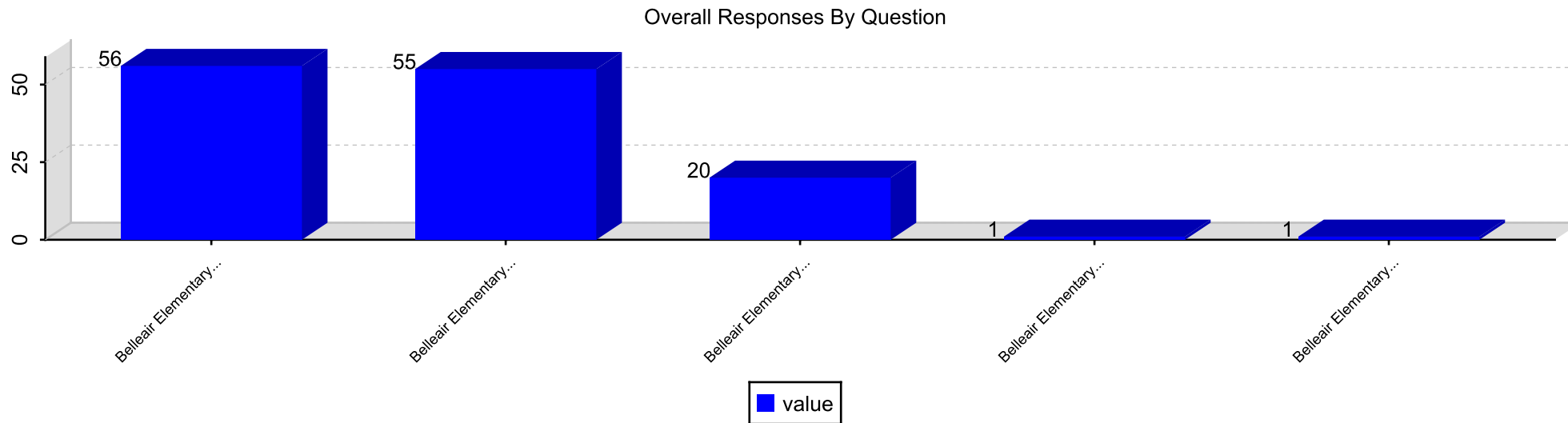
Overall Responses By Question



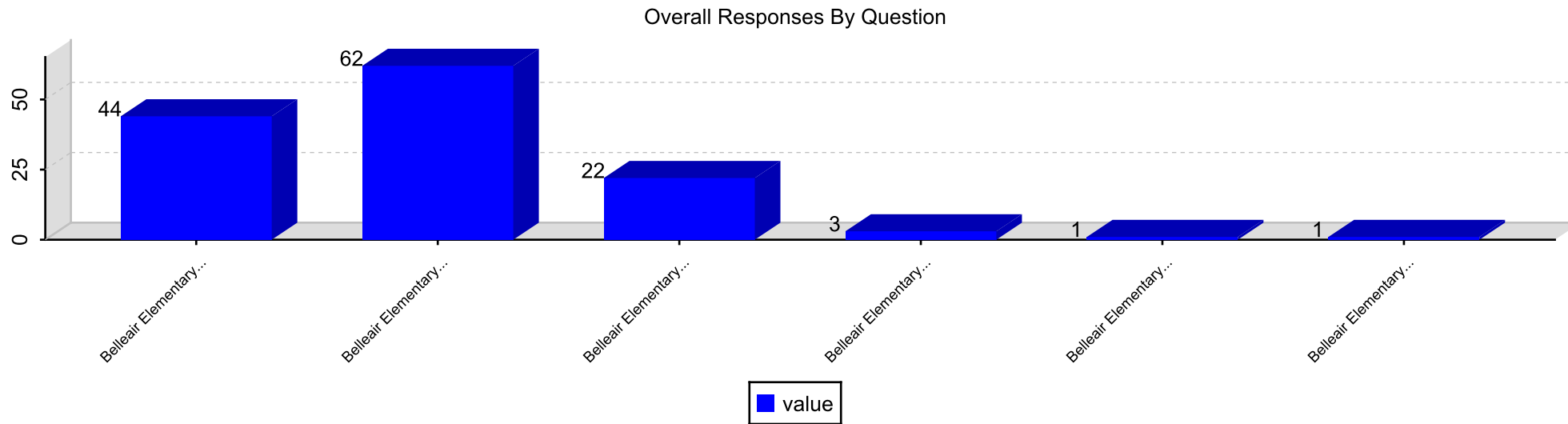
Question 16. All of my child's teachers keep me informed regularly of how my child is being graded.



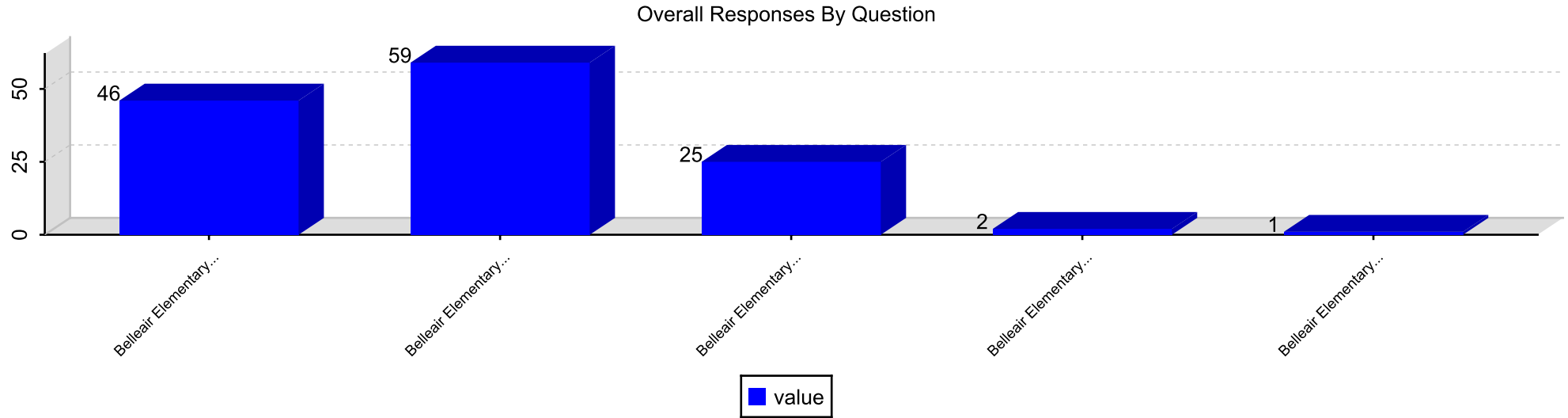
Question 17. All of my child's teachers report on my child's progress in easy to understand language.



Question 18. My child sees a relationship between what is being taught and his/her everyday life.

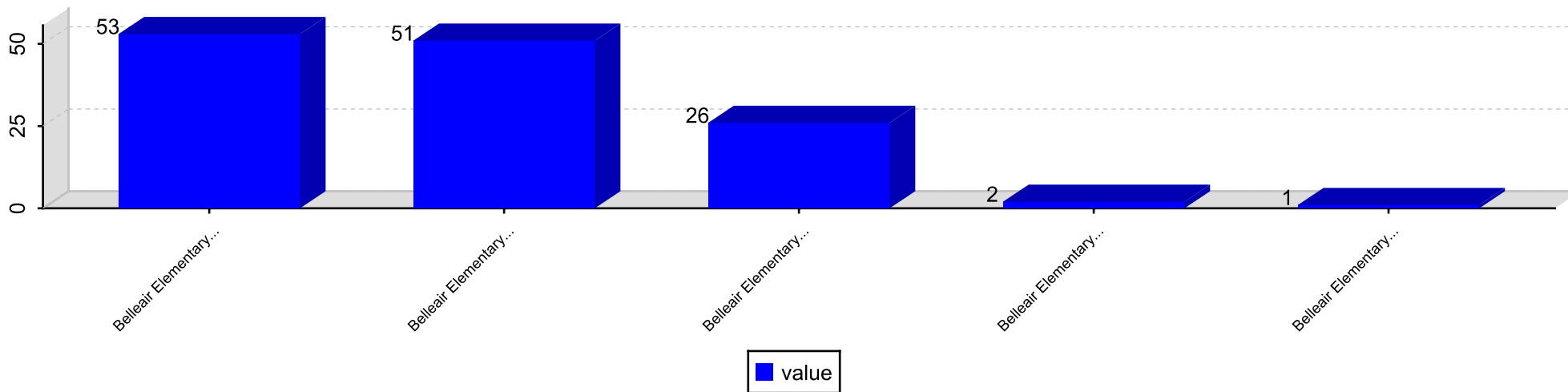


Question 19. My child knows the expectations for learning in all classes.



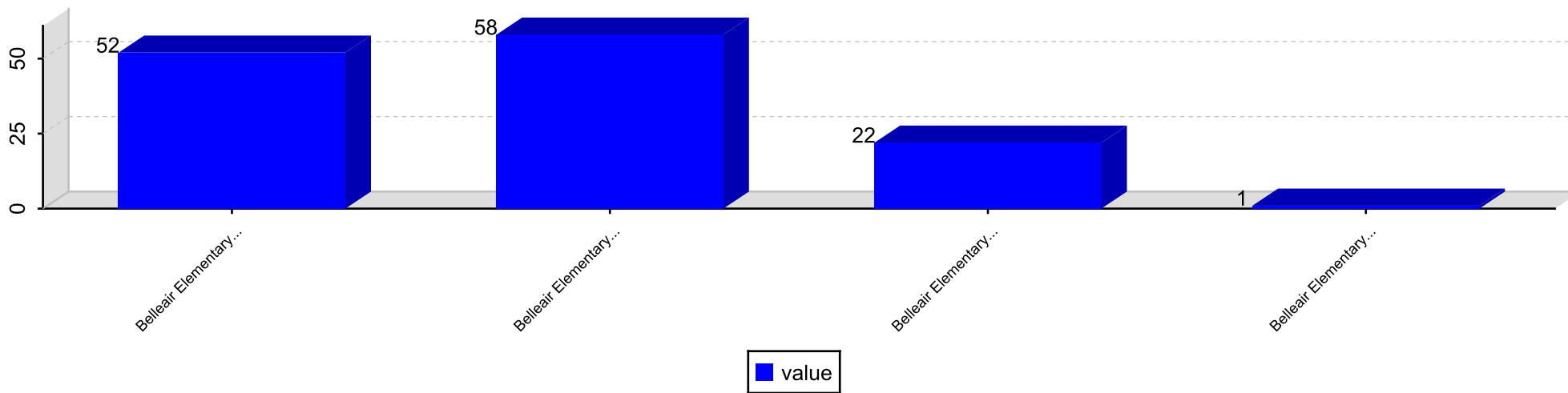
Question 20. My child has at least one adult advocate in the school.

Overall Responses By Question

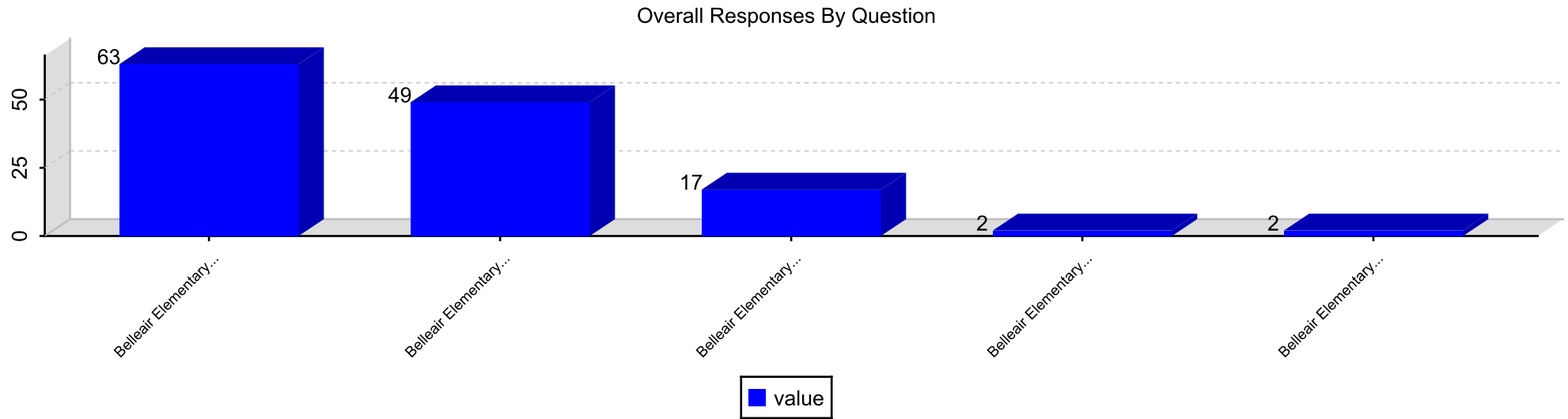


Question 21. My child is given multiple assessments to measure his/her understanding of what was taught.

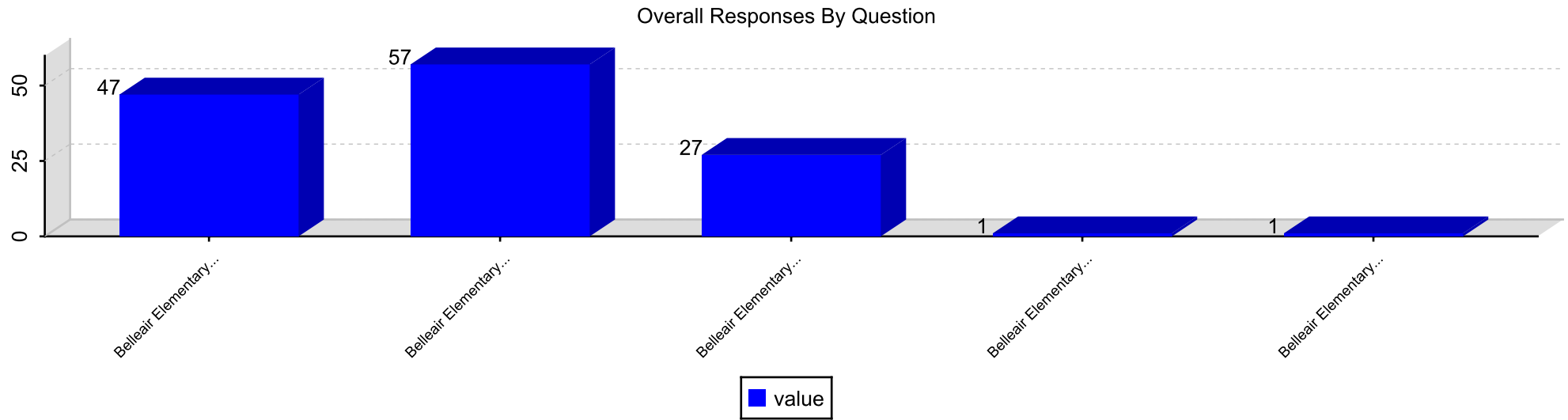
Overall Responses By Question



Question 22. My child has up-to-date computers and other technology to learn.



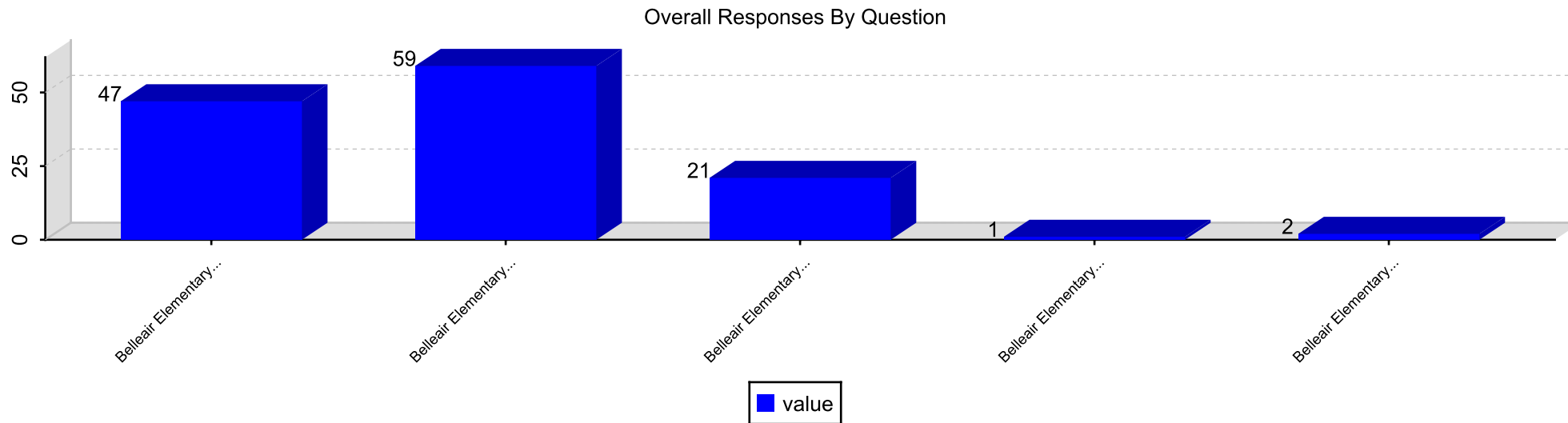
Question 23. My child has access to support services based on his/her identified needs.



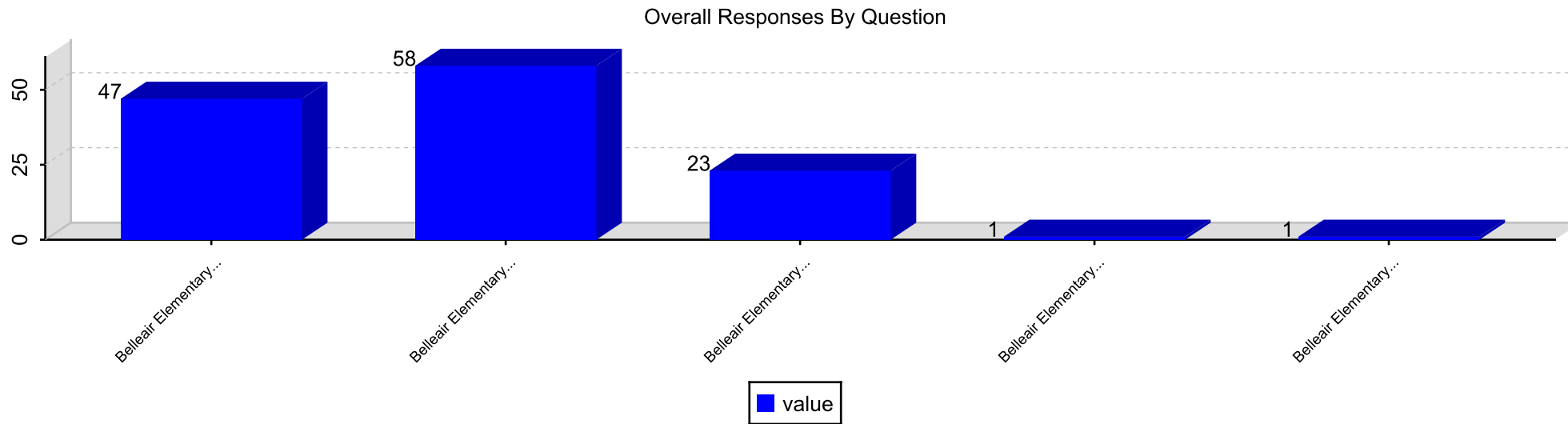
Section: Resources and Support Systems

Responses By Question

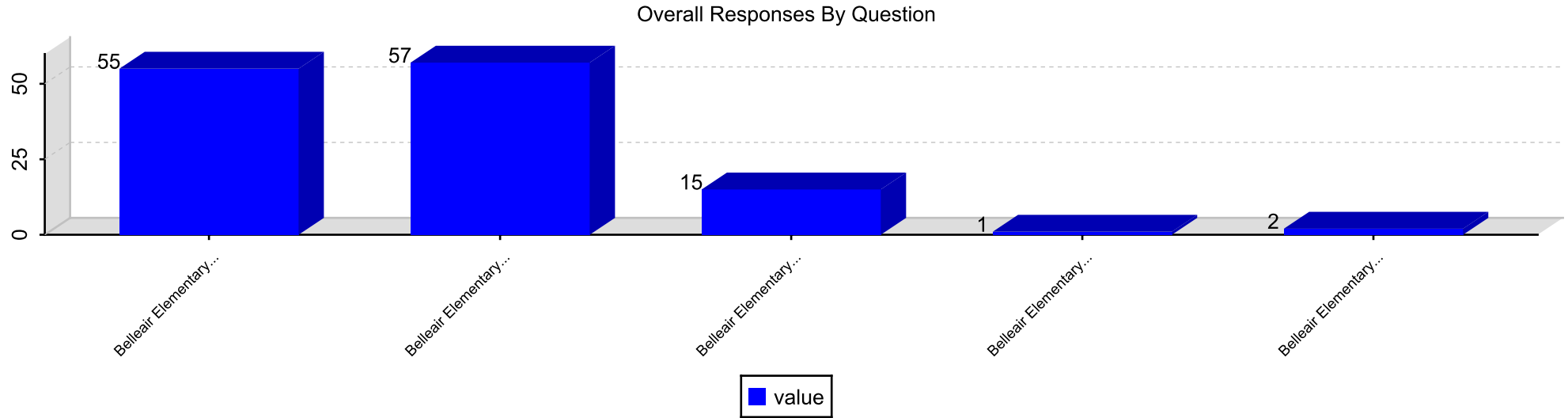
Question 24. Our school provides qualified staff members to support student learning.



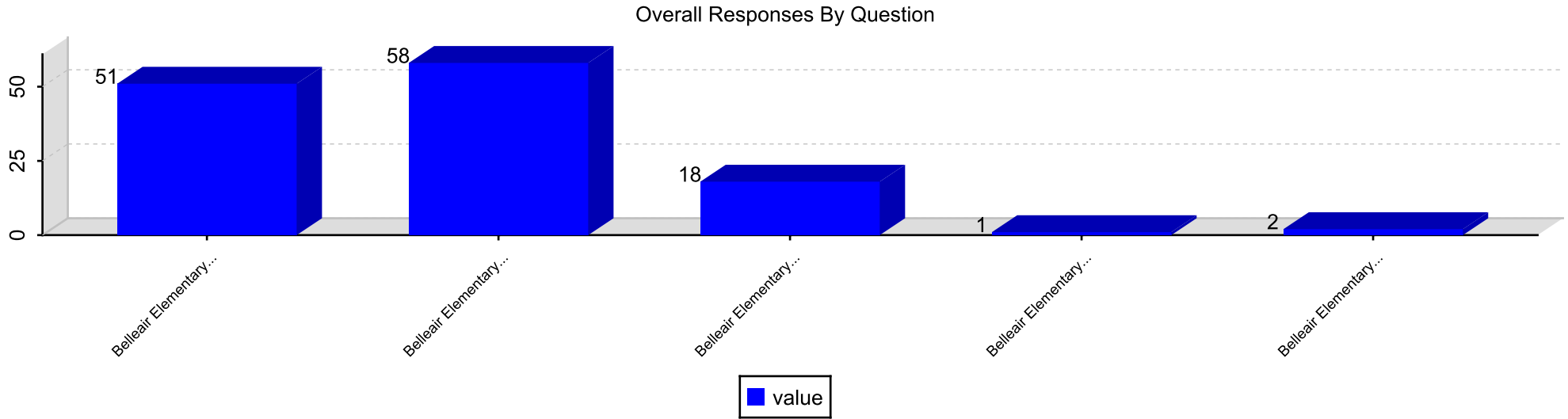
Question 25. Our school provides an adequate supply of learning resources that are current and in good condition.



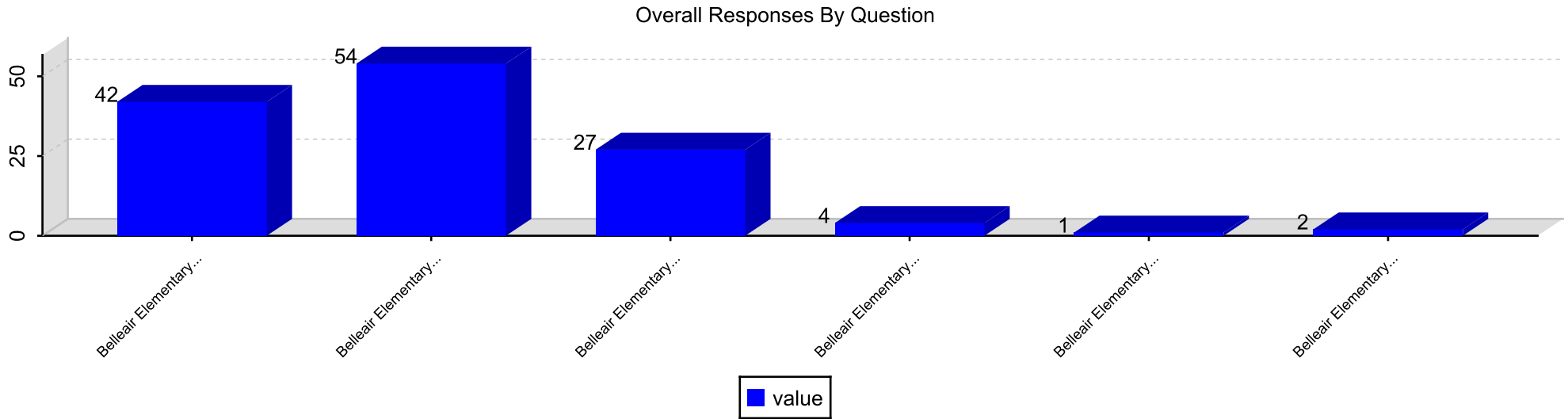
Question 26. Our school provides a safe learning environment.



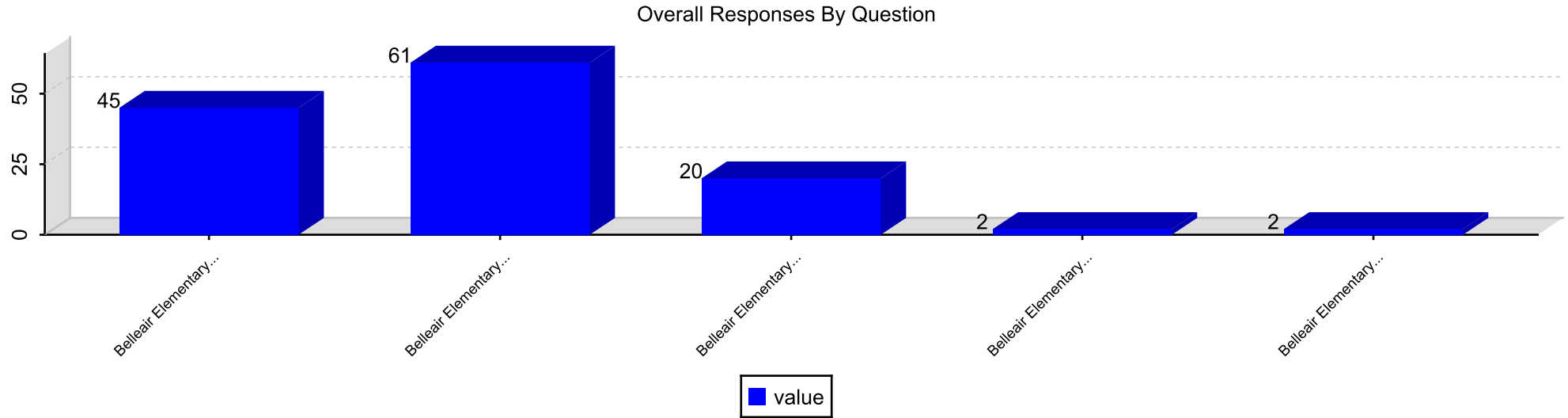
Question 27. Our school provides students with access to a variety of information resources to support their learning.



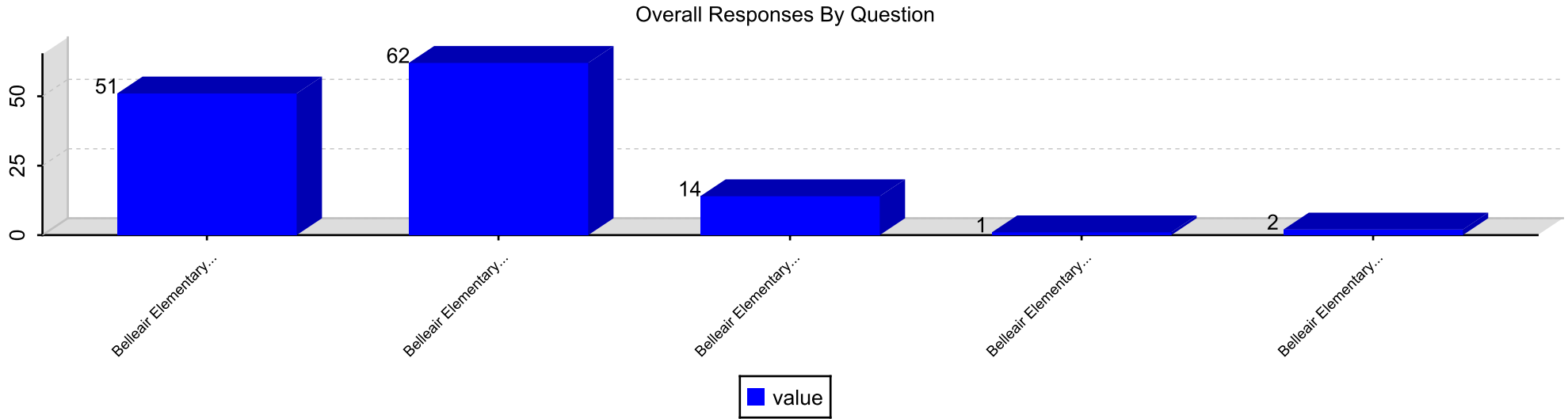
Question 28. Our school provides excellent support services (e.g., counseling, and/or career planning).



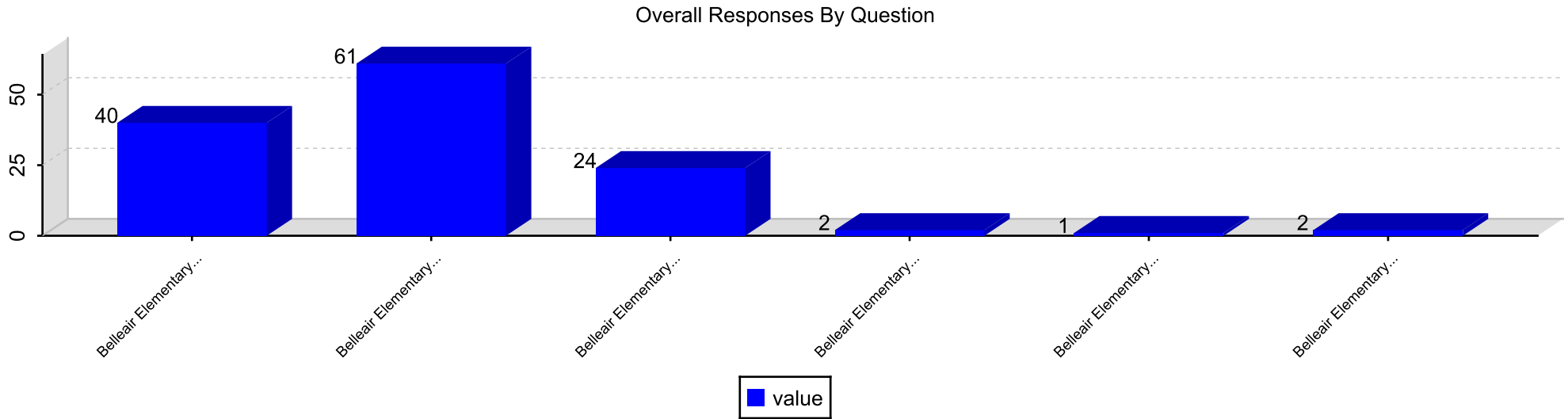
Question 29. Our school provides opportunities for students to participate in activities that interest them.



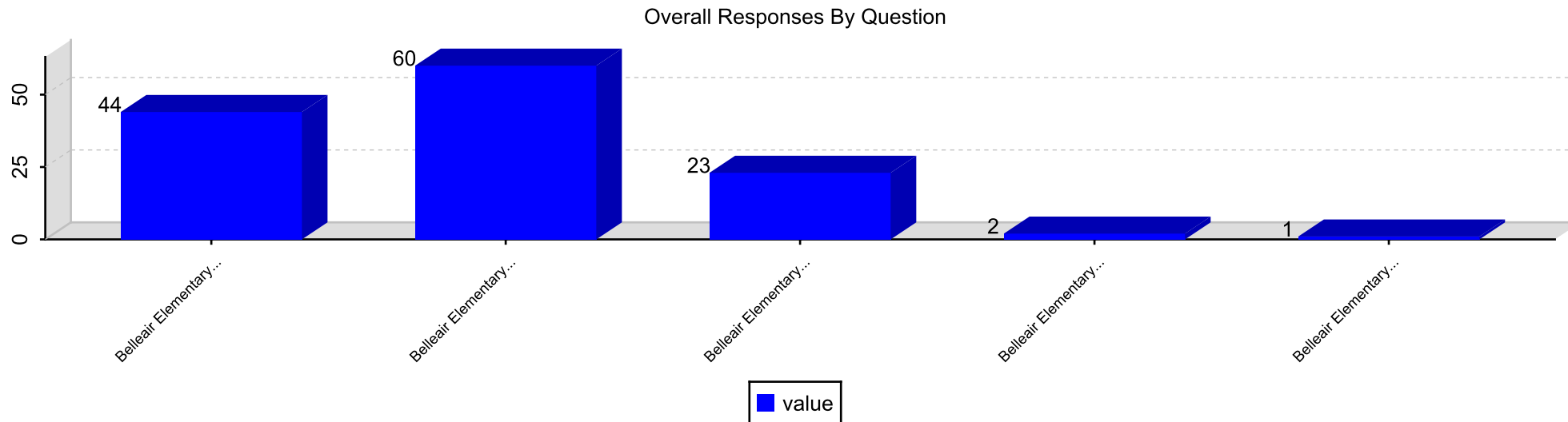
Question 30. Our school ensures that the facilities support student learning.



Question 31. Our school ensures the effective use of financial resources.



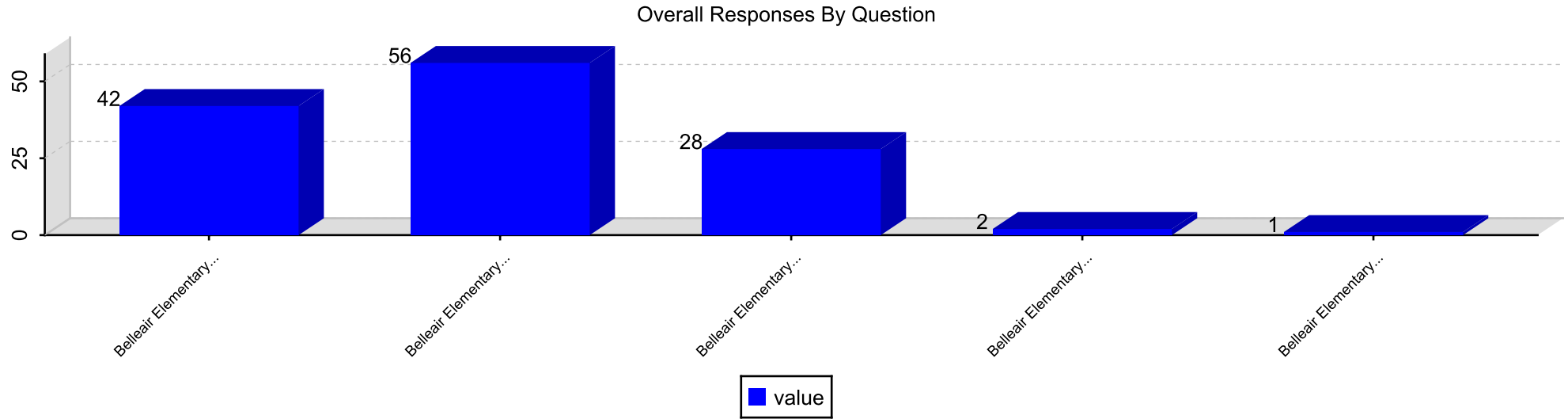
Question 32. Our school ensures that instructional time is protected and interruptions are minimized.



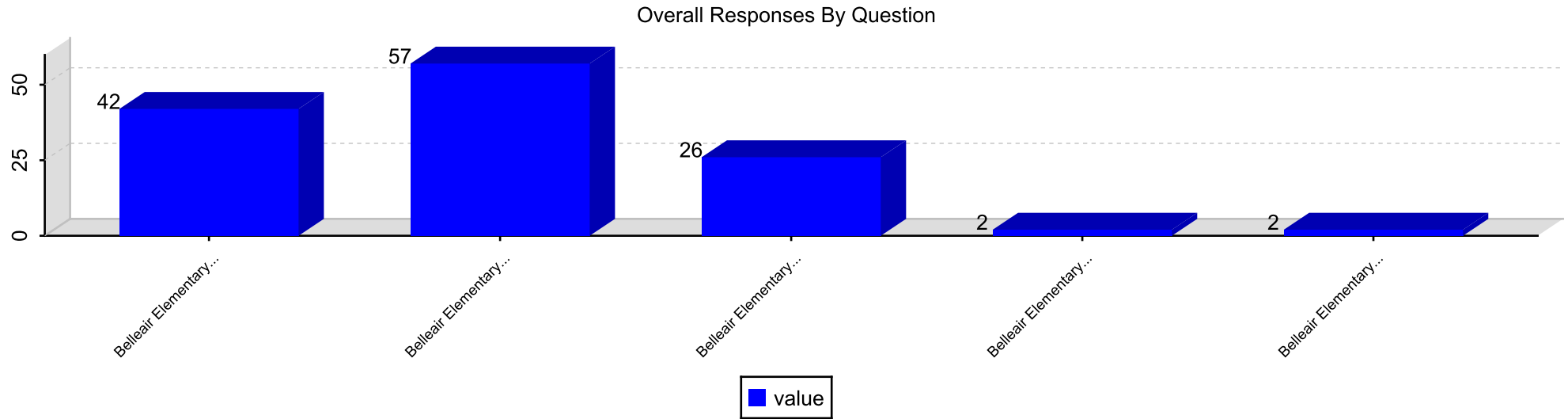
Section: Using Results for Continuous Improvement

Responses By Question

Question 33. Our school ensures that all staff members monitor and report the achievement of school goals.



Question 34. My child is prepared for success in the next school year.



Question 35. My child has administrators and teachers that monitor and inform me of his/her learning progress.

